



**GEARHEADS** Frame size 90mm sq. (3.54 in. sq.)

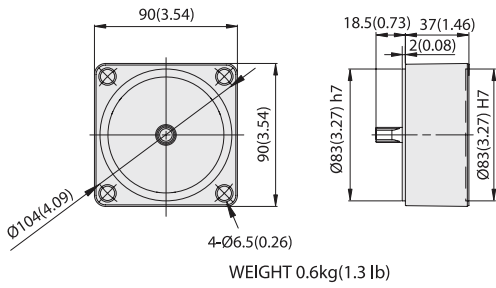
METAL TYPE & BALL BEARING TYPE

**DIMENSIONS**

Unit : mm(inch)

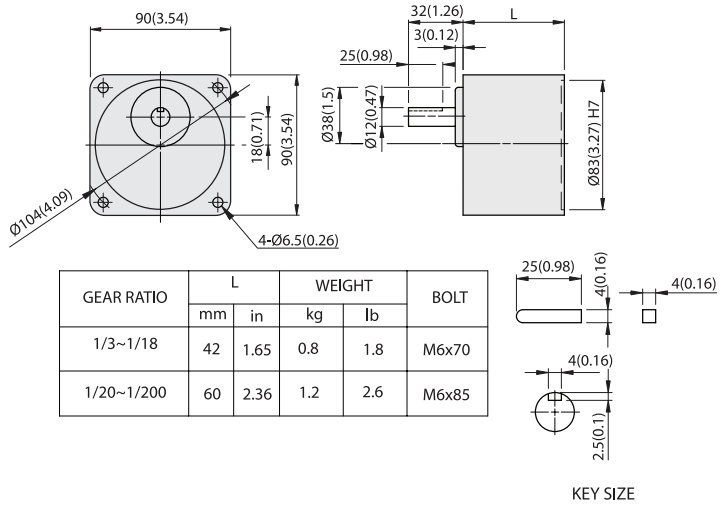
**DECIMAL GEARHEAD**

**L9G10D**

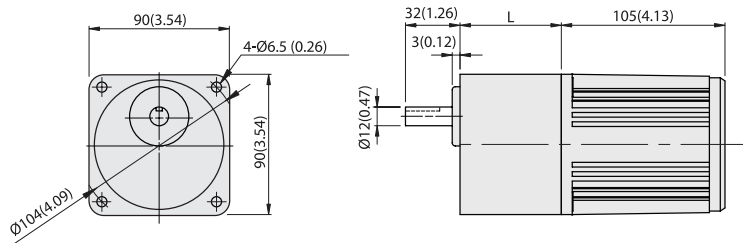


**GEARHEAD**

**L9HK□ M(B)**



**L9HK□ M(B) + L9T20P□ L**



TORQUE MOTORS